

Treasure hunt

Cheesy's delights



1:30



7-12 years old



Bisse du Milieu



Your mission

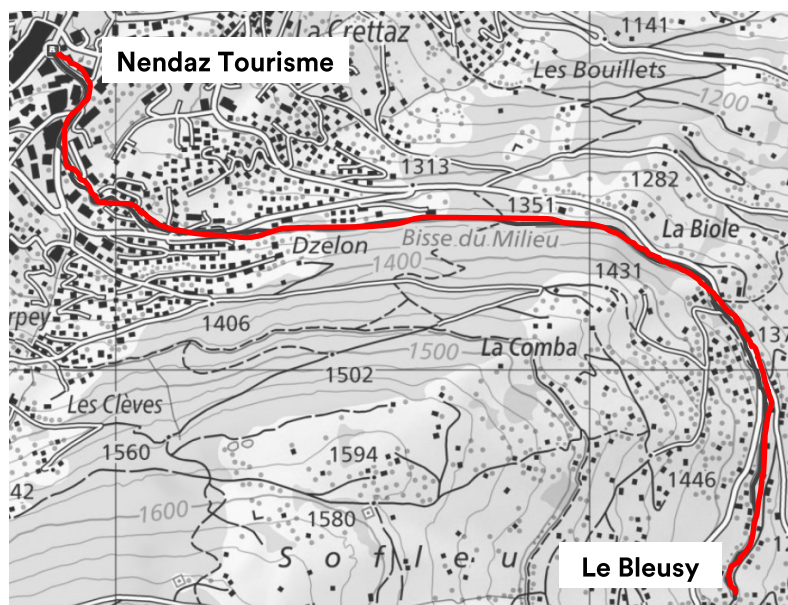
Winter is here and Cheesy adores getting together with her friends to have a good time. During the evenings, Cheesy and her friends laugh and play, but what they love most of all is eating lots of tasty treats.

Except there's one little snag. Cheesy has lost what she bought for her party. So she needs your help to find the goodies she lost on the bisse du Milieu on her way home. Use the photos on page 4 to find the 6 boxes and at each post :

- **Find out which treat corresponds to the riddle, page 4**
- **Write down the letter of the mystery word, page 5**
- **Complete the ingredient in the recipe, page 6**

The course

Departing from Nendaz Tourisme, find the start of the bisse du Milieu. Follow the road towards the gondola departure station and after about 200m, you'll see a sculpture with wooden blocks on your left indicating the start of the footpath. Follow the Bisse du Milieu as far as Bleusy. From there, you can walk back along the same path (1h30 walk and 5.3km in total).



Your drawing



The riddles







Each box contains a brainteaser. Read it and link the location of the box to the treat described in the brainteaser.

Don't forget to take note of the other information in each box to complete the other games..



The secret word

After linking the puzzle to the corresponding treat, write down the letter inside the box. You'll use it to compose the mystery word.

Box n°1		Box n°4	
Box n°2		Box n°5	
Box n°3		Box n°6	



To make a good cake, you need flour. Flour is made in a mill. What is the name of the old mill in Haute-Nendaz where flour was ground ?

--	--	--	--	--	--

The recipe

Cheesy has a very sweet tooth, so she had planned to make chocolate chip cookies. But she can't find the recipe. In each box, find the ingredients corresponding to the quantities below.

When you've finished, why not give this recipe a try at home?

Here is the recipe for 18 to 24 cookies :

1	1 _____
2	100 g _____
3	100 g _____
4	1 _____
5	200 g _____
6	150 g _____



- Pre-heat the oven at 180 °C.
- In a bowl, mix the **3** and the **2** until you obtain a creamy mixture.
- Add the **1** and mix well.
- Add the **5** and mix until the dough is smooth.
- Add the **6** and the **4**, and mix again.
- Form small balls of dough and place them on a baking tray lined with baking parchment, spacing them slightly apart.
- Bake for 10 to 12 minutes, or until the edges of the biscuits are lightly browned.
- Leave the biscuits to cool on the baking tray for a few minutes before transferring them to a wire rack to cool completely.

Tes coordonnées | *Deine Kontaktdaten* | Your contact

Tu es arrivé(e) au terme de l'aventure. Il ne te reste plus qu'à noter tes coordonnées ci-dessous, à retourner ce cahier de chasse au trésor à Nendaz Tourisme où une petite surprise t'attend !

Du bist am Ende dieses Abenteuers angelangt. Nun musst du nur noch deinen Namen unten eintragen, das Büchlein bei Nendaz Tourisme abgeben und so ein kleines Geschenk abholen!

You have reached the end of your adventure. All that is left to do is to fill in your address below and hand the hunt book in to Nendaz Tourisme to receive your present !

Prénom <i>Vorname</i> First name	
Nom <i>Name</i> Family name	
E-mail	

Mes données peuvent être utilisées à des fins marketing

Meine Daten dürfen für Marketingzwecke verwendet werden

My data can be used for marketing purposes

FR

DE

EN

Ton avis ? *Deine Meinung ?* Your opinion ?

Est-ce que cette activité t'a plu ?



Hat dir diese Aktivität gefallen ? Did you enjoy this activity ?

Que penses-tu | *Wie findest du* | What did you think

• du thème | *das Thema* | of the subject ?



• du parcours | *den Parcours* | of the trail ?



Suggestions | *Anregungen* | suggestions :
